


AVCIT DSIII/DSII(2K)

All-in-one Node for IP Based & KVM System


Price : 49,300 Baht / Unit



DSII-2K-HDMI-JIN




DSII-HH(IN/OUT)



DSIII-HDMI-JIN



DSII-2K-JOUT-VW



DSII-DD(IN/OUT)



DSIII-DH-JOUT

Brief Introduction:

AVCIT IP Based KVM Video Collaboration System, is built-in all features of video wall control, KVM, matrix switching, visualization and central control, which is based on 1 Gigabit Standard Network with distributed and decentralized architecture, for all-in-one Command Center and Meeting Room Solutions.

DSIII Node will be used as a KVM encoder for KVM source (i.e. dedicated workstations, servers, thin clients terminals) or a KVM decoder for monitor and keyboard & mouse at Workspace Console;

While DSII Node will be used as a video encoder for HDMI/DVI/VGA source or a video decoder for standalone display, screen of video wall, or LED sending box of fine pitch LED Wall.

Highlights & Benefits:

- ✓ No Video Wall Matrix or LED/LCD Wall Controller or KVM Server or Extender required.
- ✓ Decentralized architecture, no central processing server required, without single node of failure.
- ✓ Scalability & Connectivity, by the high coding tech and extraordinary algorithm.
- ✓ Follow Me tech, break workspace console desk appointed limitation for operator.
- ✓ HDMI+RS232/485+IO+IR transmission over CAT for 90 meters or over Fiber for 10 km.
- ✓ Lowest latency and good image quality
- ✓ Natively compatible with 3rd party system and advanced technology, I.E. 5G, CCTV VMS, AI etc.
- ✓ Build-in USB 3.0 port to transmit PC data between encoder and decoder, just plug in USB disk (driver into KVM decoder to read data from PC). *[Optional feature]*

Features of Video Wall Management Platform

- ✓ Control software UI can be custom made, in different language, such as English, Arabic, Español, Russian etc.
- ✓ Visualized Control: allow to preview all the source content and video wall content on UI, ensure the correct source can be always switched to the video wall intuitively.
- ✓ Friendly drag & drop control, drag the source from preview zone and drop to virtual video wall mirror on UI to switch video, what you see on virtual video wall of UI is what displaying on physical video wall.
- ✓ Free resize, re-position, overlap source windows on video wall, to make Picture-in-Picture, Picture-on-Picture.
- ✓ Video wall layout and control scenario can be preset as limitless scenarios and recall by One Touch, preset and recall control button can be re-named;
- ✓ Audio control: audio can be embedded from analog audio of phoenix port or transmitted over HDMI, any node can de-embed the audio from any source or mix audios from multiple source (up to 16 channels).
- ✓ Source Quick Search Feature: Operator can quickly search and find the video source by typing source ID, grouping source or dragging to favorite folder, which is important if there are lots of input source in system.
- ✓ Control Layout Preview: operator can switch sources and manage displaying layout on virtual video wall, then project them together to physical video wall by ONE TOUCH.
- ✓ Video Auto Scheduling: Flexible to schedule the sources and switch them on video wall, so that multiple sources can be switched automatically on time, scheduling time can be user-defined, IE. 5 minute, 1 hour or 1 day etc.
- ✓ Flexible Video Wall Layout Partition: operator configure video wall layout & partition on UI, and save as a preset, which can be recalled fastly by one touch. The source content can be interchanged between two partition by drag & drop. (DS Works only)
- ✓ Video Wall Annotation: Operator can annotate and highlight the content on video wall by controlling Tablet. (DS Works only)
- ✓ Video Wall Banner: allow to edit a banner overlapping on video wall or make scrolling banner. (DS Works only)
- ✓ Smart & Soft KVM Control: Allow to control source PC by multi-touch or mouse & keyboard on video wall controlling Tablet except switching it to video wall, such as opening the PPT slide, video etc. (Windows OS only)
- ✓ Video Wall Simultaneously Displaying: able to duplicate what displaying on video wall 1 to other video walls. (DS Works only)
- ✓ Directly access, view and decode RTSP streaming with H.265/264, i.e. IP Camera etc. , and control the camera by ONVIF protocol.
- ✓ 3rd party and environment control (temperature, lighting, humidity, alarm) via RS232, RS485, IR, IO, Relay, UDP etc (requires an additional AVCIT IP Based Central Controller).
- ✓ Support to display ultrahigh resolution image pixel for pixel as video wall background by dot-to-dot displaying.
- ✓ Video wall can be controlled from multiple controlling Tablet, PC or iPad, the software can be run at iOS and Windows OS tablet. Allow to configure the permission for each controlling Pad.
- ✓ Video wall recording and playback feature, to record what displaying on video wall in real time and save as mp4 file for playback. (optional, extra cost)

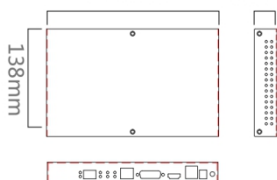
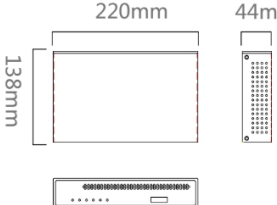

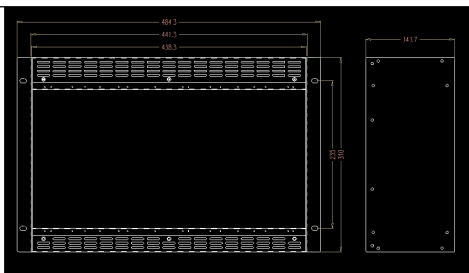
Features of Smart KVM Platform (for Operator Workspace/Console Desk)

- ✓ Intuitive & user-friendly OSD (on screen display) Interface and Optional Visualized OSD interface, which allow to preview the source in real time.
- ✓ Source/Mini PC/Workstation PC can be separated from Operator Workspace desk and stored in data center, where they are air conditioned, safe and easy to maintain.
- ✓ Smart Mouse:
Each workspace console can be equipped with multiple monitors and one keyboard & mouse, then operator can switch and control between PCs intuitively just by moving mouse cursor from one monitor to another, monitor with KVM OSD mouse cursor will be marked by red box.

- ✓ Operator can switch monitor’s source by keyboard hot-key on source-listed OSD interface or Visualized OS Interface, multiple operator has simultaneous access to same source.
- ✓ PC/Workstation with multiple head output can be accessed on corresponding monitors at same time by one hot-key, and operator can control each head output by one keyboard & mouse.
- ✓ Video Collaboration by PUSH: source/computer is allowed to push from one monitor to another or video wall by hot key.
- ✓ Visualized Collaboration by Video Call: operators can make video call with each other from different Workspace console for better collaboration.
- ✓ Permission assignment feature:
Four access permissions can be configured for every user for each PC: EXCLUSIVE, SHARE, VIEW ONLY and PRIVATE. Exclusive permission username will get all in control.
- ✓ Exclusive permission: Once the source PC is accessed by exclusive permission, another operator can view the source only, until previous operator release the exclusive access.
- ✓ System administrator can create several supervisor account with relative access permission for each source PC, and allow the supervisor to create more operators as a group.
- ✓ Temporary admin permission: a temporary account can be created for other operator, which will be invalid once original operator log in.
- ✓ Follow Me technology: break workspace console desk appointed limitation for operator, who can login his account whichever workspace to access his permission source and monitor layout.
- ✓ Multi-touch KVM feature: operator can access and control the PC by touch feature on multi-touch monitor, instead of physical keyboard & mouse.
- ✓ Login System by Biological Recognition: operator can login KVM system via fingerprint and face recognition except the ID and password. [Optional, requiring additional device for fingerprint or face login]
- ✓ User Logs, all the operation by keyboard & mouse will be automatically recorded and stored in your dedicated server, including login, logout, get & push operations etc. [Optional, requires extra cost]

Technical Specification

Interface Port						
Item	DSIII			DSII		
Model#	DSIII-HDMI-JIN	DSIII-DVI-JIN	DSIII-DH-JOUT	DSII-2K-HDMI-JIN	DSII-2K-JOUT-VW	DSII-HH(-IN/OUT)
Video Input	HDMIx2 (Alternative)	DVI-D		HDMI		HDMI
Video Output	HDMI (Loop)		DVI + HDMI	HDMI(Loop)	HDMI+DVI	HDMI
USB	1 x USB		2 x USB	None		
RS232	1			1		
RS485	1			1		
IR & I/O	3			3	4	3
Relay	3	None		3	None	
Audio	1 in +1 out (phoenix port)		1 out (3.5 mm)	1 in +1 out (phoenix port)		1 in + 1 out (3.5 mm)
SPF(Optional)	SFP Duplex LC Connectors (available for network redundancy version only)			SFP Duplex LC Connectors (available for network redundancy version only)		NONE
Power Adapter	5V 3A (Optional, equip for network redundancy version only)			5V 3A (Optional, equip for network redundancy version only)		
Ethernet(PoE)	RJ45			RJ45		

Technical Parameters			
Coding Technology	H.265 (HEVC), H.264 for DSII-HH(-IN/OUT) and DSII-DD-(-IN/OUT)		
Protocol	HDCP, HDMI 1.4, RTSP		
Resolutions	Up to 1920x1200,1920x1080 downward compatibility		
Bitrates	Configurable 4-20Mb per video streaming		
Rated/Peak Power	20 Watt per Node		
Requirement of Ethernet Switch			
Switching Capacity	≥ 598Gbps(more than 40 node)		
Forwarding Performance	≥ 222Mpps(more than 40 node)		
POE Feature	Required(or choose 3 rd party POE injector)		
Recommend Model	HUAWEI S5720S-28P-SI-AC, S5720-36C-PWR-EI-AC, S5700-48TP-PWR-SI, S5720-56C-PWR-HI, and max 3-4pcs S5720-56C-PWR-HI to stack, for project that need more than 192 node, please use Core Switch, i.e. HUAWEI S6720S-26Q-EI-24S-AC or S6720-32C-SI-AC		
Physical Parameters			
Dimension/NW of node	<div><div>✓ DSIII-HDMI-JIN</div><div>✓ DSIII-DVI-JIN</div><div>✓ DSIII-DH-JOUT</div><div>✓ DSII-2K-HDMI-JIN</div><div>✓ DSII-2K-DVI-JIN</div></div>	<div><div>220mm29mm</div><div></div></div>	220x138x29mm 0.7kg/node
	<div><div>✓ DSII-2K-JOUT-VW</div></div>	<div><div>220mm44mm</div><div></div></div>	220x138x44mm 0.9kg/node
	1 U Rack Mount Bar	<div><div>465 mm</div><div></div></div>	
	7 U Rack Mount Kit	<div><div></div></div>	484.3x147.1x310mm Each rack mount kit can install 10 DSIII or 8 DSII node
Carton (packing box)	Carton of node	285x220x120mm per node	